


# Start with Art

## Medieval Europe

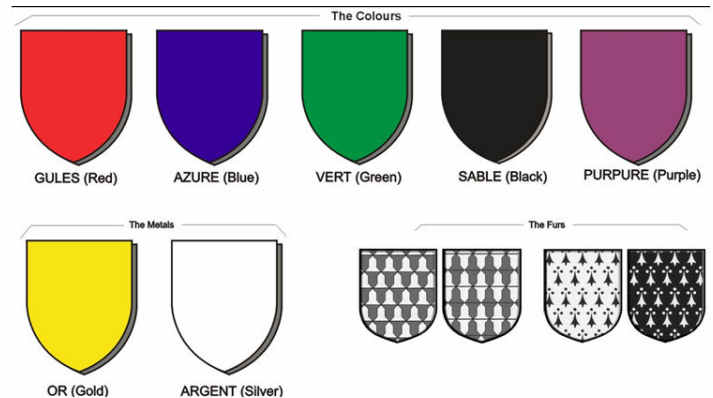
### HERALDRY 101:

#### Components of the Coat of Arms:


The field is the primary component of a coat of arms. A variety of shield shapes were used for the field. Generally, only men and married women employed a shield for their arms field. Unmarried women (and often male members of the clergy) would use a lozenge (diamond shape) or oval. Many fields used for modern coats of arms are circles.







































The tinctures for coats of arms fell into three categories: metals, colors, and furs. The metals were gold (yellow) and silver (white). The traditional colors are: red, blue, green, purple, and black. The colors were limited by the natural pigments available in Medieval Europe. The shield can also be decorated with patterns representing vair (squirrel) and ermine. One of the rules governing tinctures is that metal cannot be placed against another metal; metal should be placed against a color so that they create a visual contrast that can easily be seen from a distance.







































The charges or devices (symbols) on coats of arms are quite varied and can include: ordinaries and sub-ordinaries (stripes and other means of partition), flora and fauna (plants and animals both real and imagined), man-made objects (castles, keys, weapons, etc.), celestial objects, and human forms (in whole or in part). In the coats of arms of nobles and lords, the traditional charges often had symbolic meanings (dogs for example were symbols for loyalty). In canting arms (punning arms) used by tradesmen and families, the charges often referenced the name (a hammer for Smith, a boar for Bacon). Charges can also reference places such as cities or countries.




## Traditional Heraldic Charges:

					
Acorn	Annulet	Arrows	Barrel	Bear	Bell
					
Belt	Boar	Book	Buckle	Castle	Cat
					
Chain	Clarion	Cock	Cockatrice	Crescent	Cross bowen
					
Cross buttony	Cross flory	Crown	Cup	Deer	Dragon
					
Dragon (wyvern)	Eagle	Escallop	Escarbuncle	Feather	Fleur-de-Lis
					
Fret	Fret couped	Goat	Griffin	Harp	Hippogriff

					
Horn	Horse	Key	Kraken	Lion passant	Lion rampant
					
Moon	Moon in its plenitude	Pegasus	Portcullis	Roc	Rose
					
Sea Horse	Sea Lion	Ship	Simurgh	Spoon	Star of David
					
Sun	Swan	Sword	Sword (scimitar)	Thimble	Thistle
					
Tongs	Tower	Tree	Tree	Triquetra	Triskelion
					
Tyger	Unicorn	Vol	Whale	Wheel	Windmill

While the primary component of a coat of arms was the emblazoned shield, a full armorial achievement could be much more elaborate. It was based on the armor and gear worn by a knight and could include: a shield, a helmet, a mantle, a wreath, and a crest. In some cases (particularly for royal and noble heraldic achievements) two supporters, a compartment, and a motto were also included in the full armorial achievement. Supporters were animals or humans (and less often man-made objects) that supported the sides of the shield. The compartment was a field of grass or another “stand” for the supporters and shield. The motto was written on a banner over the compartment (or, in Scotland, over the crest).



## Notes:

The Coat of Arms of the Town of Penhold, Alberta, Canada. From: [www.gg.ca](http://www.gg.ca)  
 Additional Coat of Arms Components/Illustrations from Medieval Life, Out of the Box Entertainment, at [www.box.frodelius.com](http://www.box.frodelius.com).

© Mabee-Gerrer Museum of Art • 1900 W. MacArthur, Shawnee, OK 74804 • 405.878.5300 • 405.878.5133 fax  
 For additional information about *Start with Art* or the Mabee-Gerrer Museum of Art, please visit [www.mgmoa.org](http://www.mgmoa.org).